

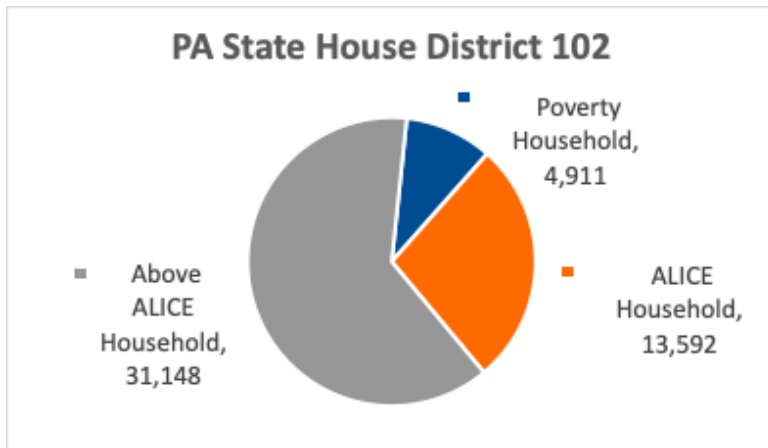
PA ALICE[®] Overview- State House District 102

2018 Point-In-Time Data

Number of Households: 49,651 **Households in Poverty:** 10% (state average: 12%)
ALICE Households: 27% (state average: 27%)

Who is ALICE in State House District 102?

United Way of Pennsylvania launched a statewide data project, The ALICE Report, which provides a comprehensive measure of financial hardship across our state. **ALICE** stands for **A**sset Limited, **I**ncome **C**onstrained, **E**mployed. ALICE households work each day and earn more than the Federal Poverty Level, but struggle to meet a conservative household budget in relation to the basic cost of living for the district.



ALICE Struggling in House District 102

Combined, the number of ALICE and poverty-level households equals the total population of our community struggling to afford basic needs. The Federal Poverty Level is no longer a realistic measure of financial hardship in this country and has not been updated since 1974 to take into account the rising costs of living.

ALICE households are working households. They hold jobs, pay taxes, and provide services that are vital to the Pennsylvania economy, in a variety of positions, such as retail salespeople, laborers and movers, customer service representatives, teachers and office workers.

ALICE Workers primarily hold jobs in occupations that build and repair our infrastructure and educate and care for the workforce.

MUNICIPALITY	Households	%ALICE + Poverty
ANNVILLE TWP	1,496	46%
BETHEL TWP	1,932	32%
CLEONA BOROUGH	889	33%
HEIDELBERG TWP	1,499	27%
JACKSON TWP	3,434	31%
JONESTOWN BOROUGH	666	27%
MILLCREEK TWP	1,311	27%
MYERSTOWN BOROUGH	1,261	48%
NORTH LEBANON TWP	4,551	31%
RICHLAND BOROUGH	607	29%
SOUTH LEBANON TWP	3,522	30%
SWATARA TWP	1,910	39%
UNION TWP	1,173	36%
WEST LEBANON TWP	386	32%

Sources: 2017 Point-in-Time Data: American Community Survey, 2017. ALICE Demographics: American Community Survey and the ALICE Threshold, 2017. Wages: BLS, 2017. Budget: BLS, 2017. Consumer Reports, 2017; HUD, 2017; IRS, 2017; Office of Child Development and Early Learning; Tax Foundation 2017, 2018; USDA, 2017.



United Way of Pennsylvania

Survival Vs. Stability Budget of Lebanon County

The Household Survival Budget reflects the bare minimum that a household needs to live and work today. It does not include savings for emergencies or future goals like college. In 2018, costs were well above the Federal Poverty Level of \$12,140 for a single adult and \$25,100 for a family of four. Family of four costs increased by 39 percent statewide from 2010 to 2018, compared to 15 percent inflation nationally.

Lebanon County, PA, 2018 ALICE Household Survival Budget		
	Single Adult	2 Adults, 2 Childcare
Monthly Total	\$26,436	\$77,820
Annual Total	\$2,203	\$6,485
Hourly Wage	\$13.22	\$38.91

The Household Stability Budget measures how much income is needed to support and sustain an economically viable household, including both a 10% savings plan and the cost of employer-sponsored health insurance. A moderate increase in quality of life that includes safer and reliable housing, reliable transportation, and reasonable luxuries such as in home internet and one meal out per month.

Lebanon County, PA, 2018 ALICE Household Stability Budget		
	Single Adult	2 Adults, 2 Childcare
Monthly Total	\$42,276	\$115,944
Annual Total	\$3,523	\$9,662
Hourly Wage	\$21.14	\$57.97

To learn more about ALICE and live the ALICE experience, visit our website www.uwp.org/ALICE

Kristen Rotz
President
United Way of Pennsylvania
(717) 238-7365 x 201
krotz@uwp.org

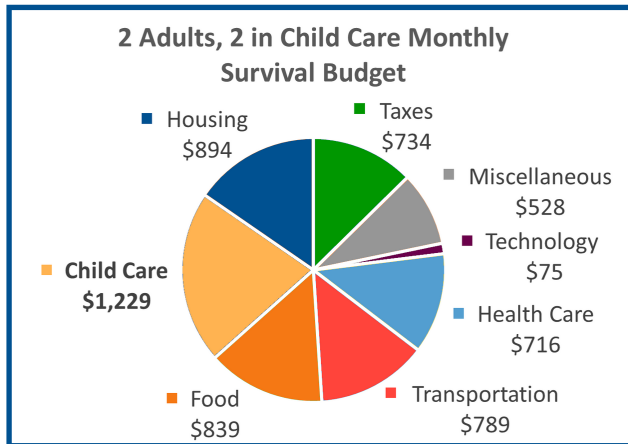
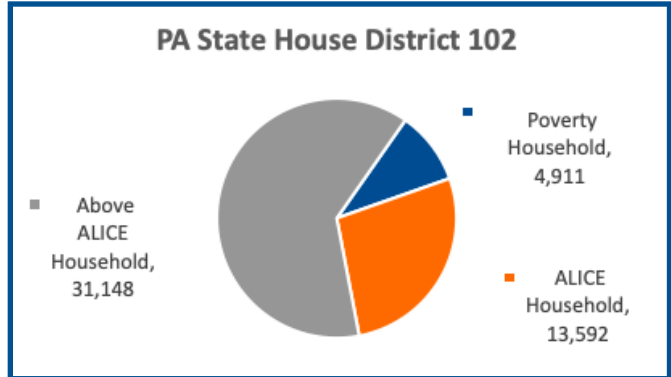
Phil Falvo
Director of Public Policy
United Way of Pennsylvania
(717) 238-7365 x 203
phil@uwp.org

Rebecca O'Shea
Advocacy Coordinator
United Way of Pennsylvania
(717) 238-7365 x 204
roshea@uwp.org

PA ALICE® & Early Learning- State House District 102

Who is ALICE in State House District 102?

ALICE stands for **A**sset Limited, **I**ncome Constrained, **E**mployed. United Way of PA's ALICE report provides a comprehensive measure of financial hardship for working families across PA. ALICE households work each day and earn more than the Federal Poverty Level, but struggle to meet a conservative household budget. **In Pennsylvania, 35% of families with children are ALICE.**



Child care for a family with two children is a **family's greatest expense** and accounts for **21% of a household survival budget**, which is well above the affordability threshold established by the U.S. Department of Health and Human Services.

Increasing access to affordable, publicly-funded, high quality child care and pre-k is essential for Pennsylvania's hard-working ALICE families and their journey to **achieve financial stability.**

High-Quality Child Care and Pre-K in House District 102

ONLY 58% of Child Care Works (CCW) children under 5 years are in high-quality programs

... and **ONLY 62%** of CCW infants and toddlers are in high-quality programs

88% of eligible children **DO NOT** have access to High-Quality, Publicly Funded Pre-K

59% of Child Care capacity in this district meets High-Quality standards

High Quality Child Care



Increases Employment & Tax Revenue



Increases Job Retention & Productivity



Higher Earning Potential for Parents



Improves Math and Language Ability



Healthy Development



Reduces Grade Repetition

High Quality Pre-K



Reduces Grade Repetition



Increases Graduation Rates



Reduces Special Ed Placements



Preserves Taxpayer Dollars



Decreases Crime & Incarceration



Stronger Economy

We urge policymakers to further increase the stability, supply, and quality of care for Pennsylvania children from birth to 5 years of age. State leaders need to take action NOW and SAVE early learning!

Strengthen early childhood education to support working families by increasing state and federal funds for child care and pre-k

Protect child care providers and ensure confidence in Pennsylvania's early care and education system during recovery

Improve investments in accessible high quality early education and support today's kids for tomorrow's future

Kristen Rotz
President
United Way of Pennsylvania
(717) 238-7365 x 201
krotz@uwp.org

Phil Falvo
Director of Public Policy
United Way of Pennsylvania
(717) 238-7365 x 203
phil@uwp.org

Rebecca O'Shea
Advocacy Coordinator
United Way of Pennsylvania
(717) 238-7365 x 204
roshea@uwp.org